



Blackboard Collaborate First Time User Guide

SYSTEM REQUIREMENTS

Before connecting to the Classroom, please check this guide to ensure you have the correct system requirements

<http://goo.gl/yh7Z0J>

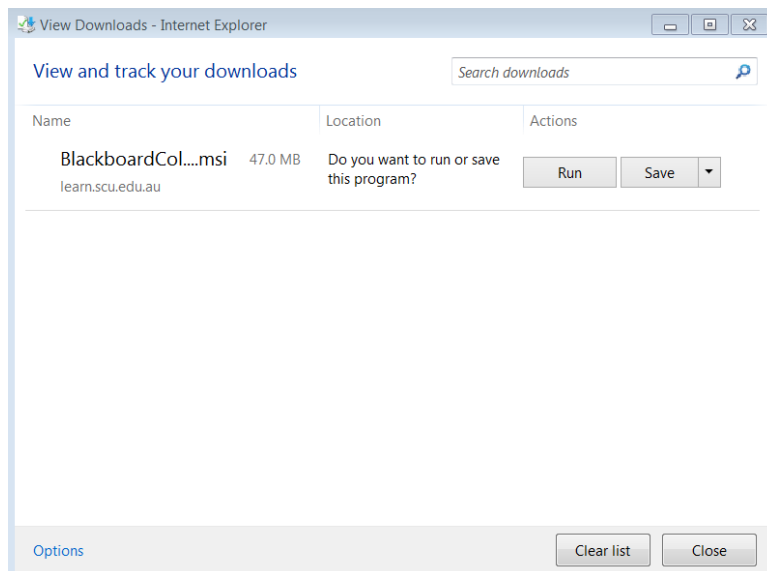
FIRST TIME USERS

Click on the relevant link below to download the Blackboard Collaborate Launcher on your computer:

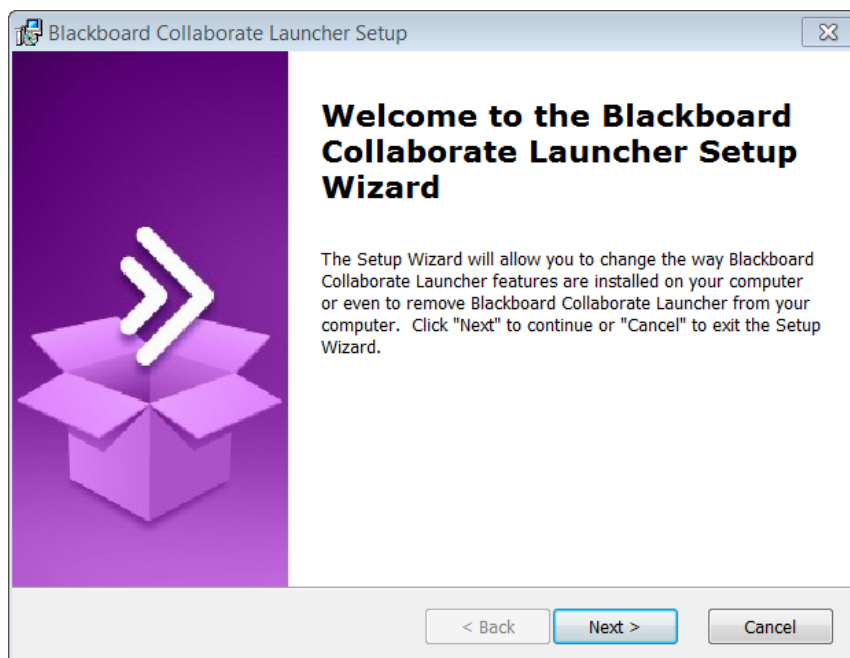
[Click here to download the Collaborate Launcher for Mac \(58Mb\)](#)

[Click here to download the Collaborate Launcher for Windows \(40Mb\)](#)

Click RUN



Click NEXT





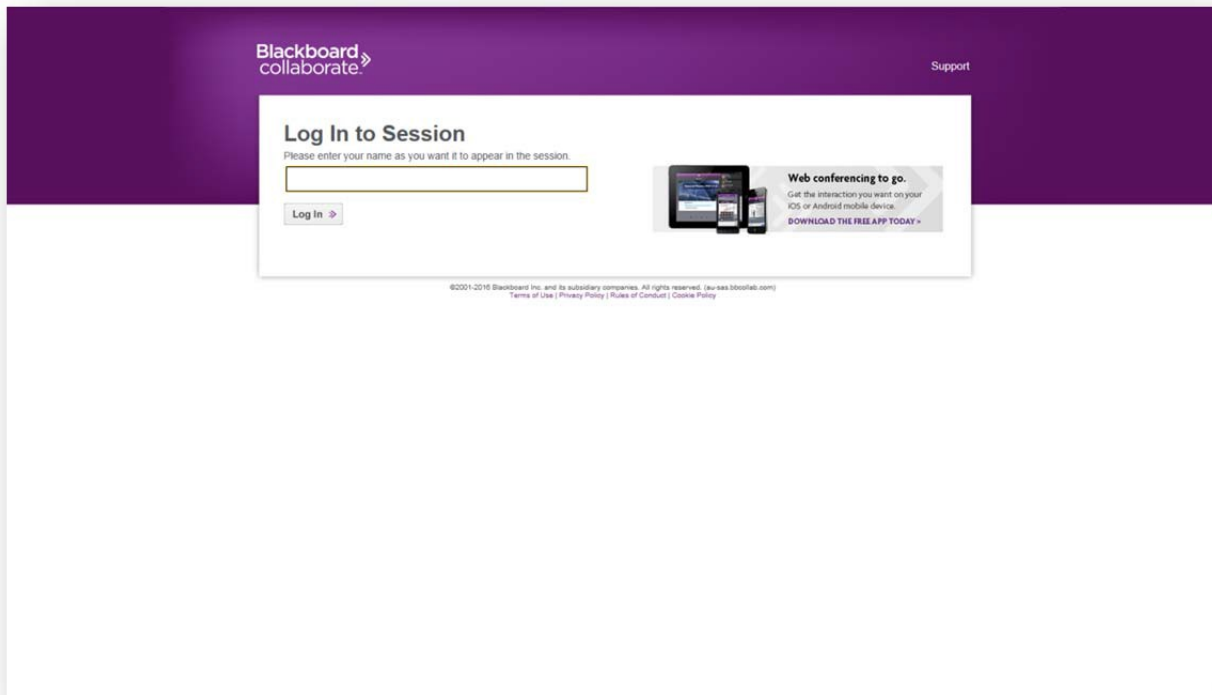
If you have installed the Collaborate Launcher and it's still not working, please see

[I can't get my Collaborate Session or Recording to open](#)

ACCESS THE BLACKBOARD COLLABORATE CLASSROOM

Use the link sent via the CAVE office to join the webinar. If you are a first time user of Blackboard Collaborate, you will need to download the Blackboard Collaborate Launcher prior to accessing the webinar.

Once this has installed, try the link to join the session. You will be directed to the below page. Type in your **full name**.



Blackboard
collaborate

Support

Log In to Session

Please enter your name as you want it to appear in the session.

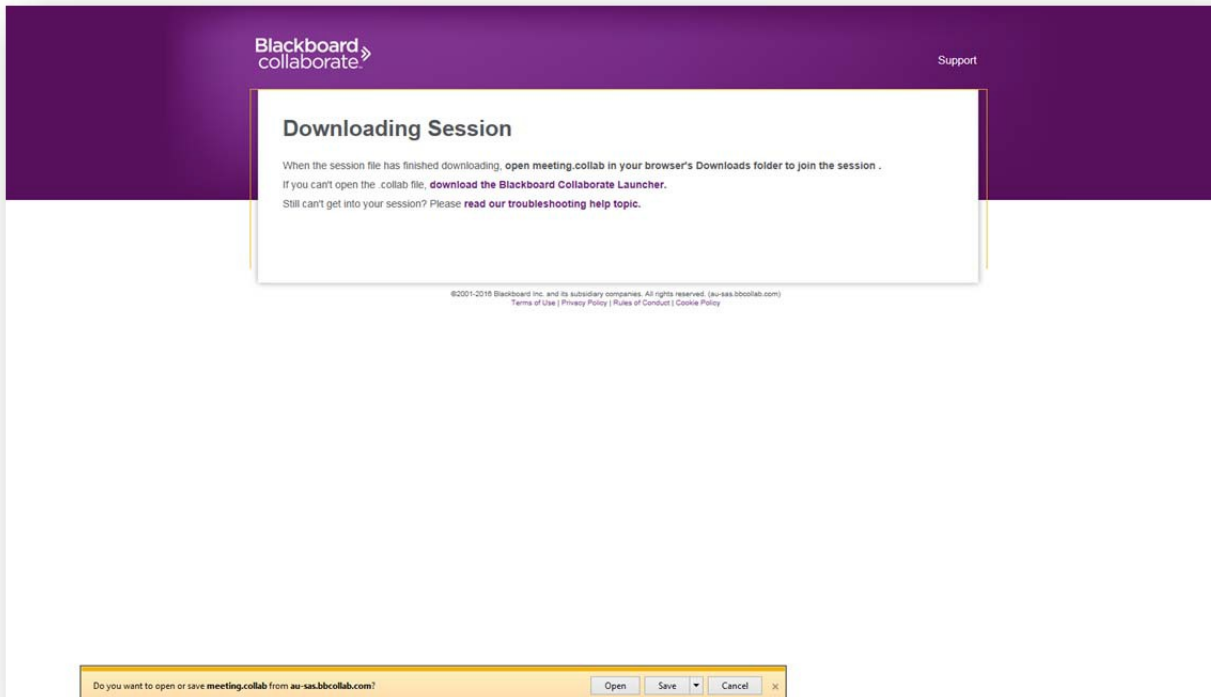
Log In

Web conferencing to go.
Get the interaction you want on your
iOS or Android mobile device.
[DOWNLOAD THE FREE APP TODAY](#)

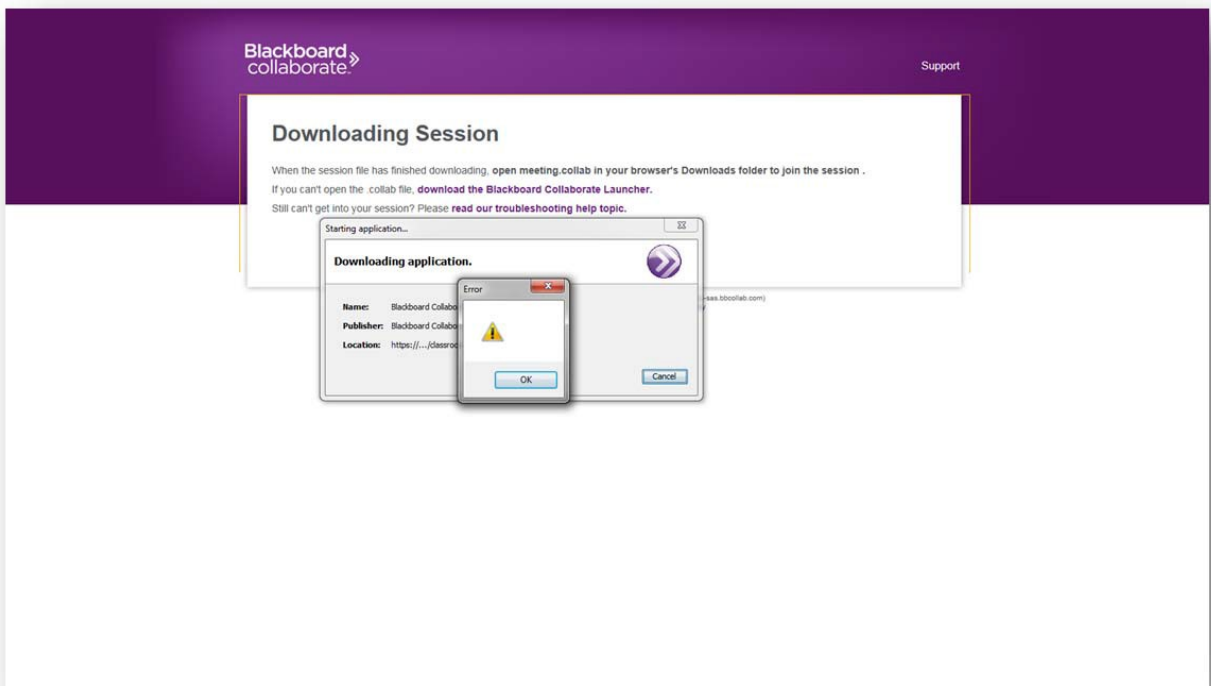
©2001-2016 Blackboard Inc. and its subsidiary companies. All rights reserved. (w-sas.blackboard.com)
Terms of Use | Privacy Policy | Rules of Conduct | Cookie Policy



You will see a pop up at the bottom of your screen from au-sas.bbcollab.com. You will need to select **OPEN**.

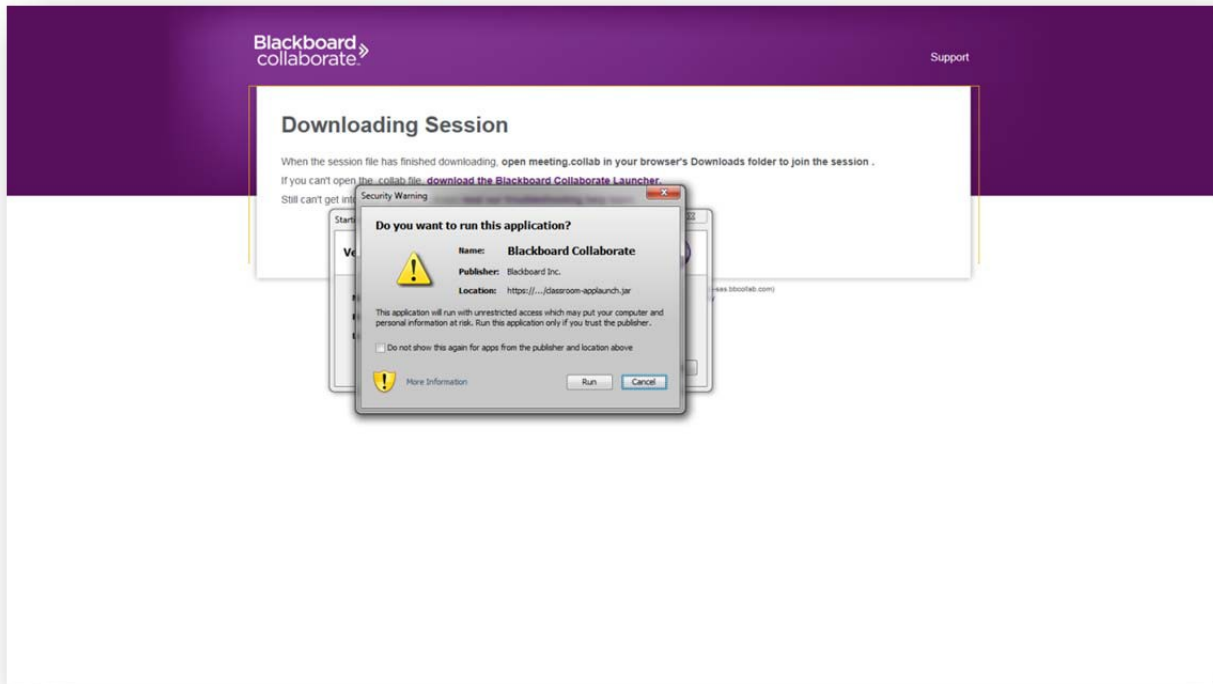


You may see another pop up on your screen or "error" message from JAVA. Click OK, and continue to click OK until the popup disappears. This popup will block the connection to the classroom.





You will be asked to run the application from Blackboard. Click **RUN**.



You will now be able to access the classroom from this point. More details on Blackboard Help are available through this link.

<https://blackboard.secure.force.com/apex/public/articleview?id=kA770000000Cb1W>

Note: If you are having trouble viewing the archive recording, try opening in a different browser. We recommend [Google Chrome](#) or [Firefox](#).

Support: Blackboard Collaborate: 24 hour assistance is available by phoning Blackboard Collaborate: Australia, Toll Free: 1 (800) 26-7338) Further information can be obtained from the [Blackboard Collaborate Help](#) section on the website.

CAVE support is also available during the webinar session at the CAVE office via:

CAVE@murdoch.edu.au

or phone 9360 6342

We hope you enjoy the webinar.

