

WELCOME TO THE LIBRARY

Congratulations, you've made it to the Library!

Our friendly staff and Librarians are here to support you during your time at Murdoch University. From finding the right resources for assignments to helping you with referencing, our goal is to ensure your study success.

Let's start with the TOP 5 things the Library can do to help you.



'Study success begins with the Library!'

01 Finding resources for your assignments, study and research

Start your search at the Library.

Whether you are on or off campus, the University Library website should be your first stop when you need scholarly resources for assignments or research.

Library Search is an easy to use research tool that will help you find journal articles, books, ebooks and other online resources.

It is your direct path to peer-reviewed academic literature, which will give your work academic authority.

www.murdoch.edu.au/library

Another important resource you'll need is **My Unit Readings**, where you'll find essential and recommended readings set by your unit coordinators.

unitreadings.murdoch.edu.au

The **High Demand Collection** holds important print books and recommended readings identified by your unit coordinators for the current semester. You can borrow these items for a short period or use them within the High Demand area.

02 Borrowing from the Library

Don't forget your student card, you'll need it to borrow items from the Library.

If you need to borrow print items from our collection, use the self-check machines or visit the Library Help Desk.

As an undergraduate student, you can borrow 30 items for 12 weeks.

High Demand items can be borrowed for 2 hours during the day - so make sure you return them on time.

goto.murdoch.edu.au/Borrowing

If you do not return an item on time, fines may be added to your account - if you have \$60 or more in fines, you will not be able to borrow. Yikes!

www.murdoch.edu.au/library/borrow/overdue-points-fines

The easiest way to avoid fines is to renew your items online via My Library. You can renew items, check your borrowing history, and request items from the Library.

mylibrary.murdoch.edu.au

03 Referencing

Ensure you reference your work properly.

Referencing is an important part of being a university student. By referencing your research correctly, you acknowledge the ideas of others and ensure the academic integrity of your own work.

Check with your unit coordinator to find out which referencing style you should use and follow the style guide.

goto.murdoch.edu.au/Referencing

04 Study support

We're here to help you succeed.

Our Librarians can help you find the right resources for your assignments. If you study off-campus, you may be eligible for additional support services.

www.murdoch.edu.au/library/help-support

Also, keep an eye out for our Library Rovers at the Geoffrey Bolton Library.

05 Find your new favourite study spot

Discover our study spaces and facilities.

Like a bit of noise or enjoy working in groups? Choose a Buzz study zone. Prefer studying by yourself in peace and quiet? Then you'll love our Silent study zones. Look for the signs or check the map below. You can also book a study room at the Geoffrey Bolton Library for group work. libcal.murdoch.edu.au

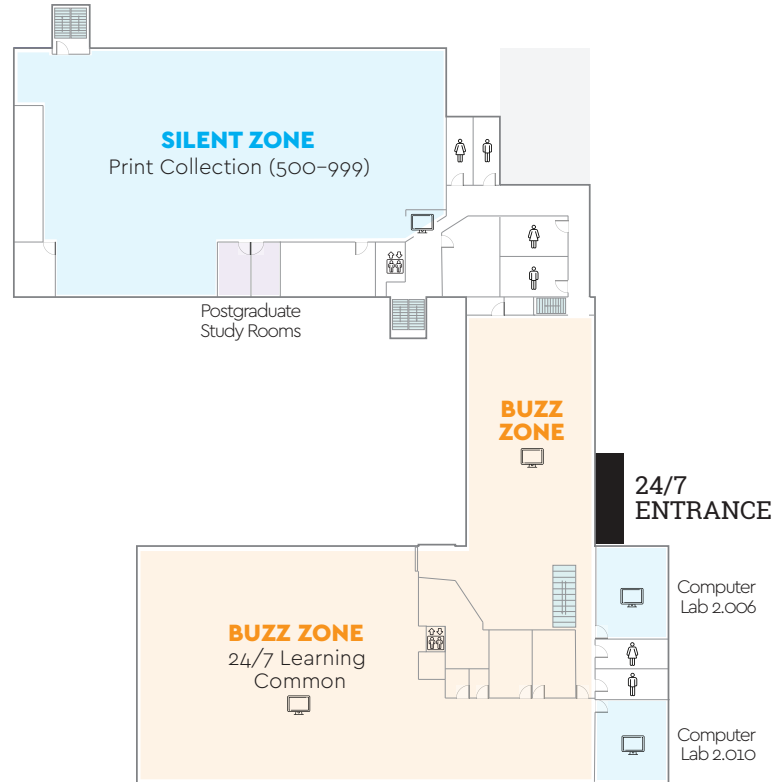
Did you know you can access the Geoffrey Bolton Library 24 hours a day? Use your Murdoch ID card to swipe in via the Level 2 entrance near the ECL courtyard. After hours access to the Veterinary Library is available to current Veterinary Science students and staff only.

If you don't have your own computer, you can use one of ours! Otherwise, join the 'Eduroam' WiFi network by logging in with your Murdoch username and password. Easy as! If you need help, see the IT Help Desk. www.murdoch.edu.au/library/studying-at-the-library

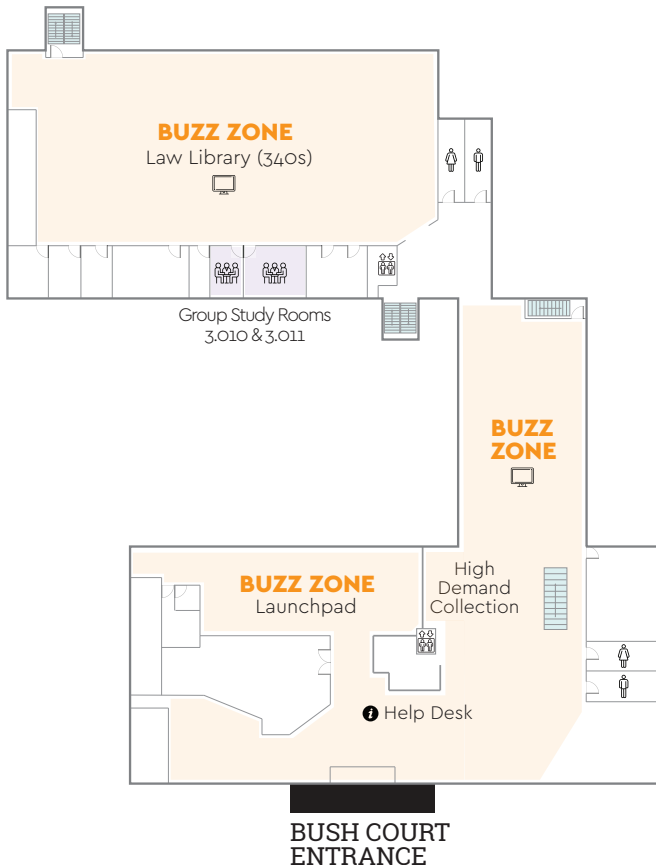
Level 1



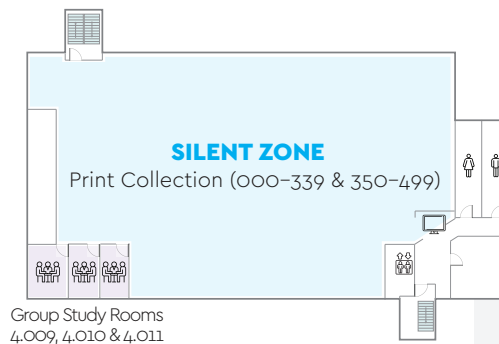
Level 2



Level 3



Level 4



'Don't get lost! Here's a handy map of the Geoffrey Bolton Library. Good luck with your studies.'